Duet w. Piano Nº 1

Violin and Clarinet in G Major

Marshall Rogers

One Clarinet in Bb
One Violin
One Pianist

The piece is an exercise for the composer, attempting time-wise and note-wise musical proficiency with two instruments with the same center, set with a piano for accompaniment, while allowing all thee performers to exhibit their individual talents, along with showing their ability to play in a group and accompany the other performers.

The music until rehearsal number 5 should be treated as a prelude for the entire piece. It begins with a rhythmic 5/4 section in G featuring the clarinet with the violin complementing with root notes. A triplet run leads into a more drawn-out 5/4 section introducing and featuring the piano. The section ends forming the B major key. The following rehearsal section features the clarinet and violin alternately. The scale leading into rehearsal section 3 should the pianist playing a triplet without the clarinet or violin. A 4th party ma be needed to direct the chord progressions at 3. Section 4 features all three players alternately and then simultaneously. The pianist should be careful to not overpower the other players. The triplet-feel leads into a powerful, strong C major chord, which may be ignored/replaced if the prelude is played alone, as it meant to lead into the second 'movement' of the piece, the 4/4 Sherzo.

The rehearsal sections 6 through 10 are the 'second movement', the sherzo. It begins by featuring the clarinet with a solo, and then the violin in the same manner. It continues by playing the solos together making a bi-rhythmic section. Section 8 plays two very fast lines together, calling for the players to use advanced technical skills and timing skills to keep together and keep the sound clean. It ends in a harmonic section that is quite simple to play and offers the players a cooldown. This ending may also be improvised or replayed, depending on the players' interpretation. This section transitions into the final section with a long F natural, which should remain under all cases. If this section is played individually, a piano is not needed.

The final section requires no clarinet. It begins with a piano solo that needs a jazz rhythm, and continues to a dirge-like violin solo, accented by the pianist.

Released under the Creative Commons 3.0 Attribution License

Released under the Creative Commons 3.0 Attribution License

Prelude

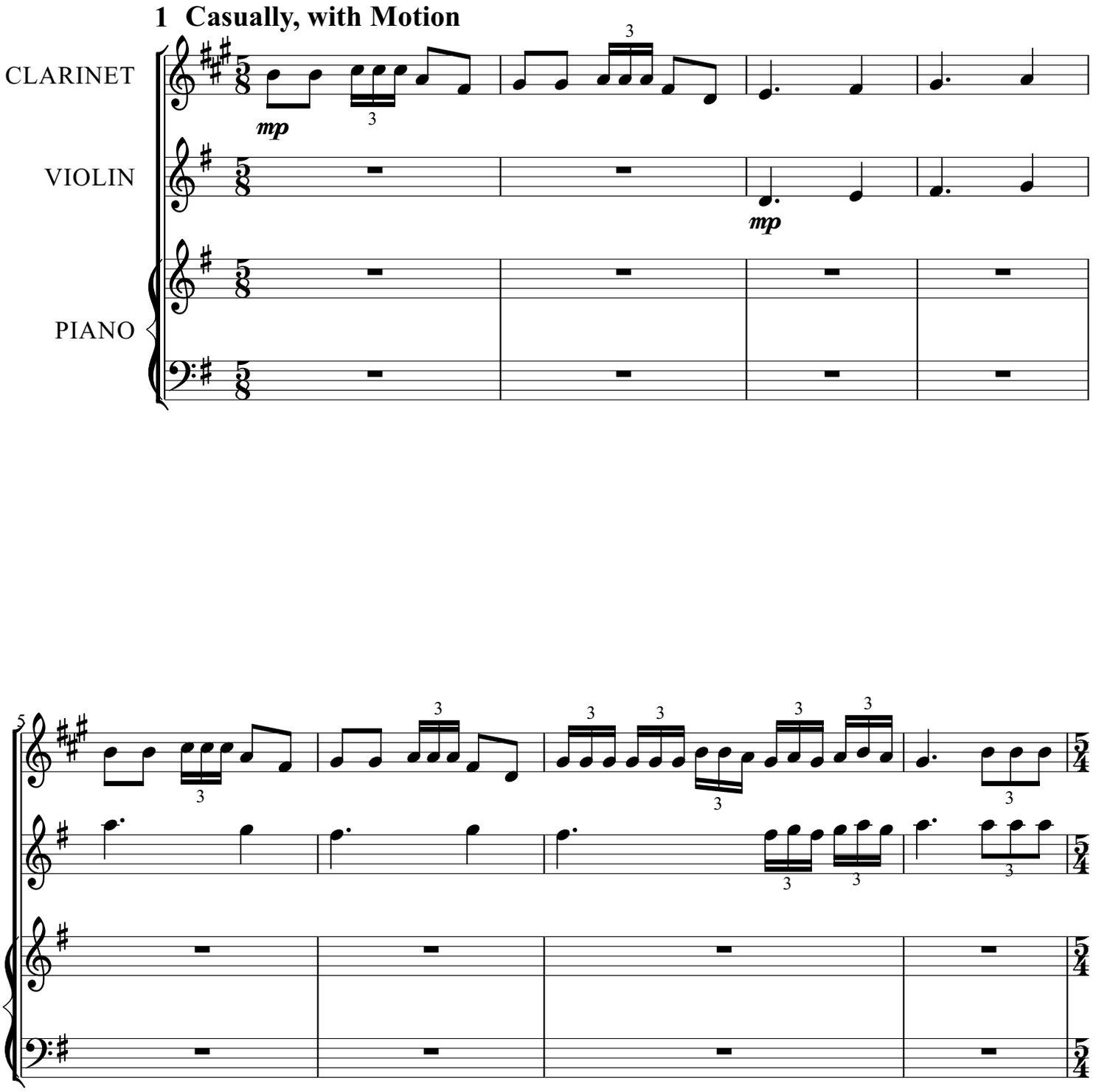

Released under the Creative Commons 3.0 Attribution License



Released under the Creative Commons 3.0 Attribution License



Released under the Creative Commons 3.0 Attribution License

Rapide



Released under the Creative Commons 3.0 Attribution License

Motion

5 Sherzo (~180)





Released under the Creative Commons 3.0 Attribution License







Released under the Creative Commons 3.0 Attribution License







Released under the Creative Commons 3.0 Attribution License





9 cadenza ad lib.



Released under the Creative Commons 3.0 Attribution License



Released under the Creative Commons 3.0 Attribution License

Lethargy

10 Maestoso





Released under the Creative Commons 3.0 Attribution License



Released under the Creative Commons 3.0 Attribution License